

SBM-PTV Series 1000LT™ Ball Valve

SBM-PTV Series 1000LT ball valves offers rugged, dependable, and economical flow control for hydraulic, chemical, steam, and oil/ gas uses. To achieve such diverse requirements, SBM provided several features to meet customer's need: valve body design, stem, and sealing.

The standard blowout-proof stem design gives a safer valve use environment when undergo unexpected events. Instead of insert the stem from the top, it is inserted from

inside of the bore to prevent stem shooting out during accidents. Also, the double-D shape stem design provides the easiness of lever mounting. The self-adjusting stem and packing assembly automatically adjusts with valve changes caused by thermal effects.

Features:

- A) **Blow-out** proof stem
- B) **Pressure** balance hole in ball slot
- C) **Various thread** standard available
- D) **Handle** with locking device
- (E) **Full** bore construction
- (F) **RPTFE seat** (25% Carbon filled PTFE)
- (G) **Investment** casting body
- (H) **Adjustable** packing

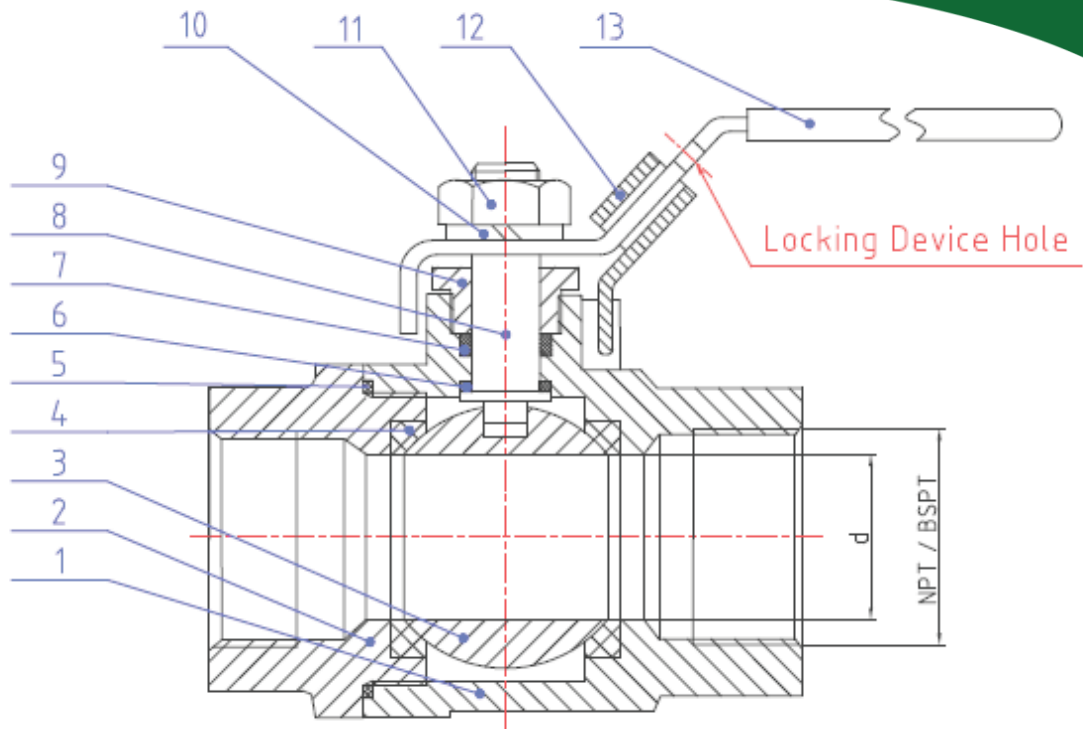


Technical Data

1. Size range: NPS 1/4"~4"
2. Pressure ratings: 1000 PSI Non-Shock 150 PSI WSP
3. Working temperature: -29 ~ +200
4. Suitable Medium: Water, oil, Gas, Steam. etc
5. Body Material: A351 CF8M / SS316
7. Ball Material: A276 SS316
7. Stem Material: A276 SS316
8. Seat: RPTFE

Performance Standard

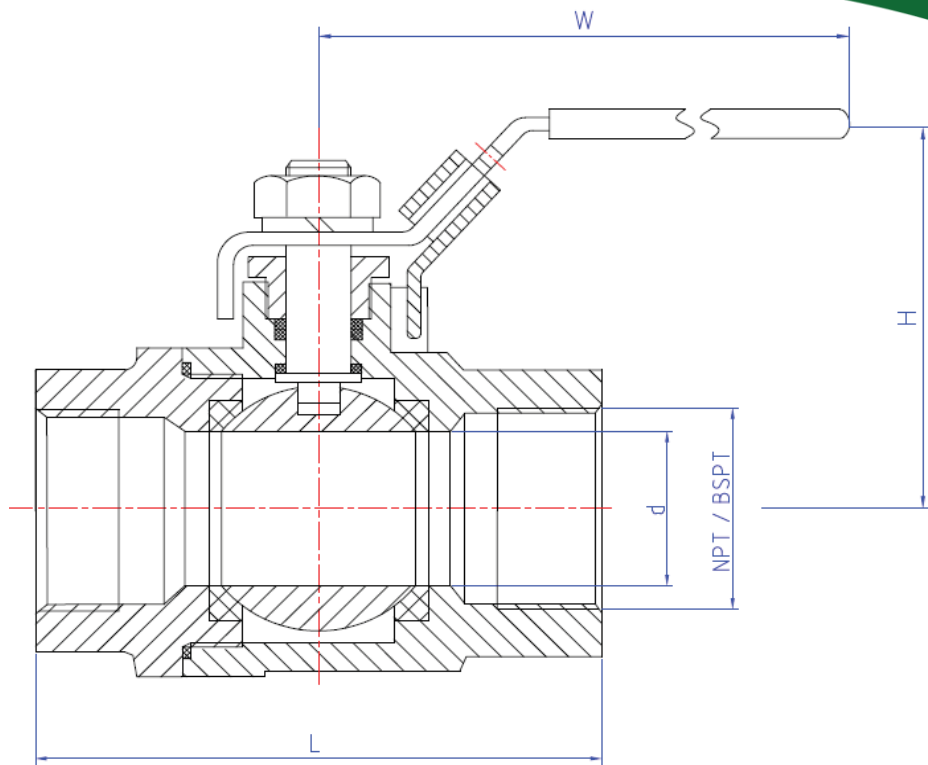
1. Design & Manufacture standard as to: ASME B16.34 MSS SP-110
2. Face to Face dimension standard as to: MFR-STD
3. Threaded dimension conforms as to: NPT & ASME B1.20.1 BSPT & ISO 228
4. Testing And Inspection as to: API 598 / MSS SP-110 / EN 12266
5. Pressure-temperature conforms as to: ASME B16.34
6. Anti Corrosion as per NACE MR-0175(2002) requirement
7. Locking device as standard



Part List:

1000LT™ Ball Valve

No	Part Name	Material	Standard
1.	Body	CF8M / SS316	ASTM A351
2.	Bonnet	CF8M / SS316	ASTM A351
3.	Ball	F316	ASTM A182
4.	Seat	RPTFE	25% Carbon filled PTFE
5.	Gasket	RPTFE	25% Carbon filled PTFE
6.	Thrust Washer	RPTFE	25% Carbon filled PTFE
7.	Packing	RPTFE	25% Carbon filled PTFE
8.	Stem	F316	ASTM A182
9.	Packing Gland	SS	ASTM A276
10.	Spring Lock Washer	SS	ASTM A276
11.	Stem Nut	SS	ASTM A276
12.	Locking Device	SS	ASTM A276
13.	Hand Lever	SS201+PVC	ASTM A276



Main dimension

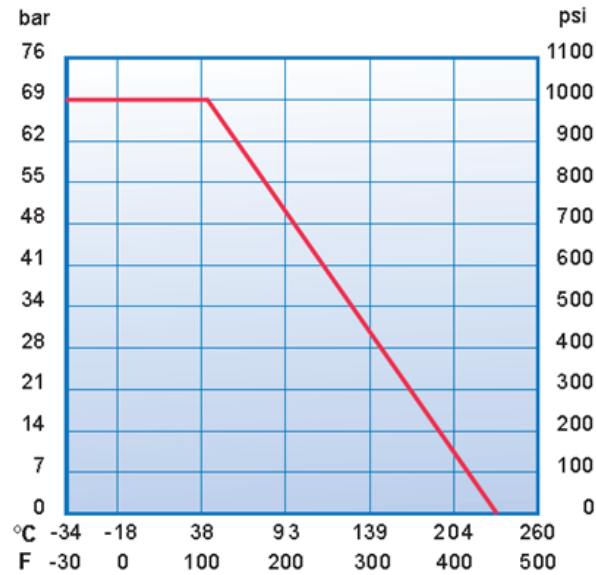
Threaded dimension conforms as to:
NPT: ASME B1.20.1 and BSPT: ISO 228

NPS	D	L	H	W	Weight (Kg)	Torque (N*M)
1/4"	8	52	50	88	0.215	4
3/8"	10	52	50	88	0.205	4
1/2"	15	53	54	89	0.235	5
3/4"	20	61	55	98	0.305	8
1"	25	72	67	112	0.49	12
1 1/4"	32	82	71	115	0.85	16
1 1/2"	39	95	91	136	0.995	39
2"	48	105	100	160	1.48	42
2 1/2"	65	139	122	205	2.95	59
3"	79	165	135	220	4.9	85
4"	100	205	170	320	10.5	130

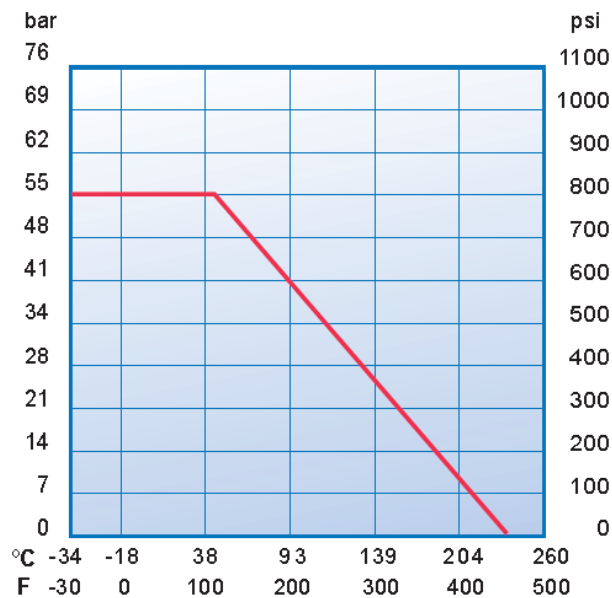
1000LTTM Ball Valve Engineering Data

Pressure and Temperature rating chart indicate bore size:

Size: 1/4" ~ 2" (DN8 ~ DN50)



Size: 2 1/2" ~ 4" (DN65 ~ DN100)



ORDERING CODE:

Example: 1000LT-222-1-200

Ball Valve, SS316 CF8M Body, SS316 CF8M ball and stem,
RPTFE Seat, NPT Thread, Size 2"

Available Body Material Code:

SS304 CF8 Stainless Steel: 1

SS316 CF8M Stainless Steel: 2

SS316L CF3M Stainless Steel: 3

Available Ball and Stem Material:

SS304 CF8 Stainless

Steel: 1 SS316 CF8M

Stainless Steel: 2 SS316L

CF3M Stainless Steel: 3

Available End Code:

Female NPT Thread: 1

Female BSP Thread: 2

Available Seat Material Code:

PTFE: 1

RPTFE: 2